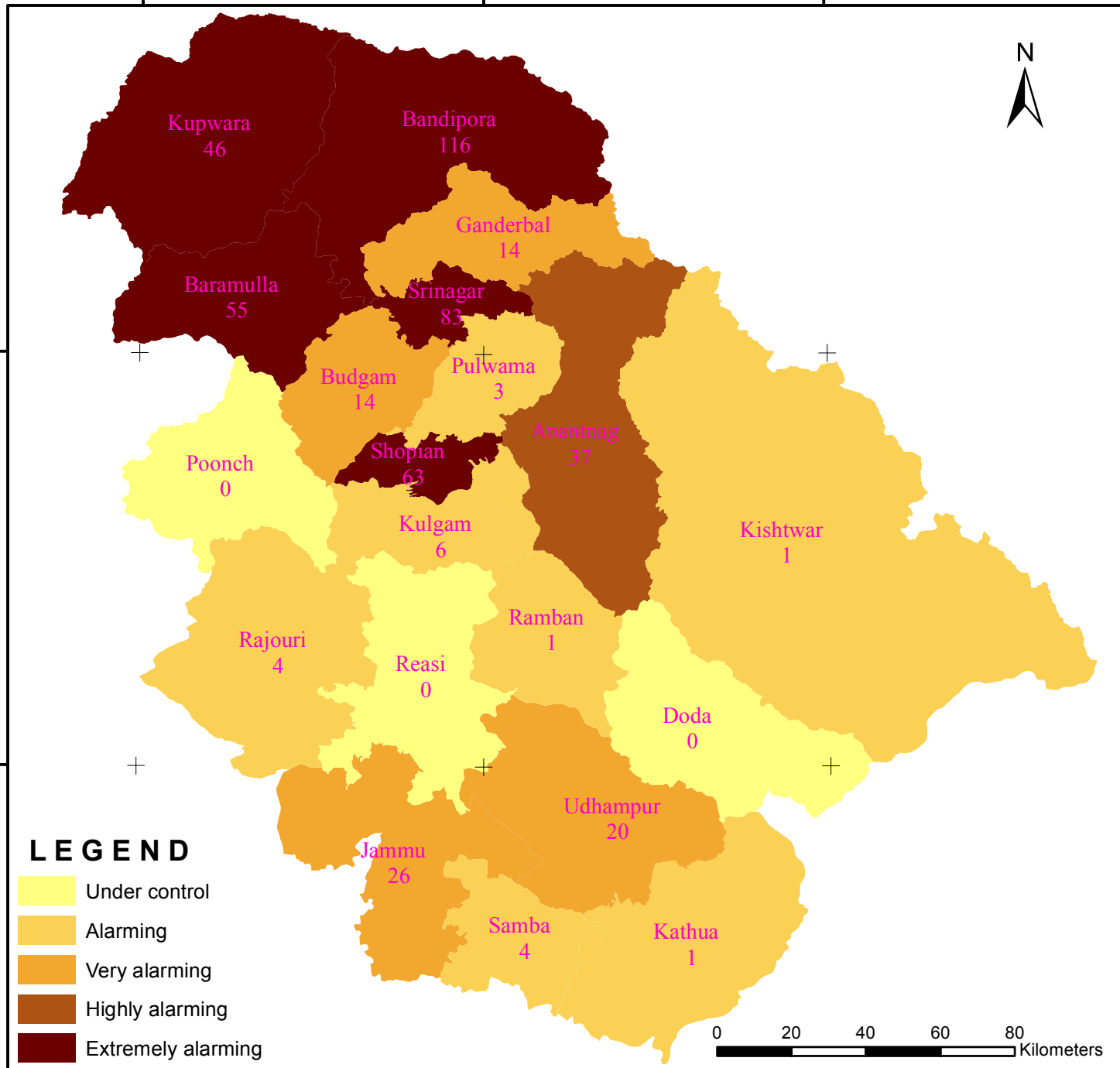


DISTRICTWISE COVID-19 MAP OF JAMMU & KASHMIR AS ON 25/04/2020

74°0'0"E 75°0'0"E 76°0'0"E



LEGEND

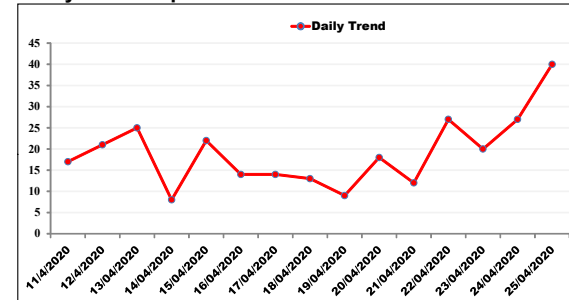
- Under control
- Alarming
- Very alarming
- Highly alarming
- Extremely alarming



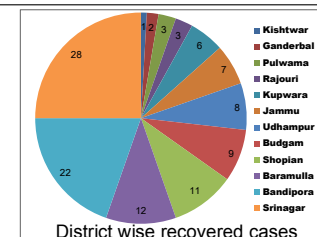
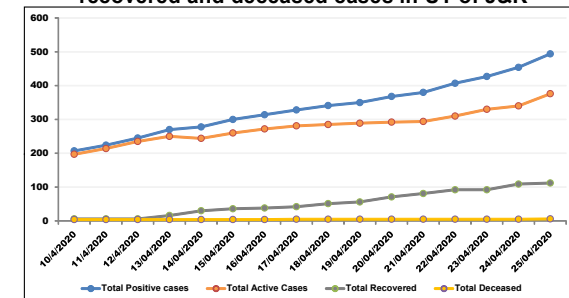
Cumulative figures till 25 April, 2020 (Upto 3:30 PM)

No. of test results available	12835		
No. of samples tested negative	12341		
Types of cases	Cases		
	Jammu	Kashmir	Total
Active Positive Cases	37	339	376
Recovered Cases	19	93	112
Deaths	1	5	6
Total Cases	57	437	494

Daily trend of positive cases detected over last 15 days



Daily cumulative trend in positive, active, recovered and deceased cases in UT of J&K



The map is based on daily press bulletin issued by the Information Department

